

Molteni & C

DOMINO— NICOLA GALLIZIA 2005

1—
4



A system of padded pouf and linear shelves make up a galaxy of satellites for the conversation area and bedroom areas. Designed by Nicola Gallizia to be inserted into each other, these pouf and small tables allow multiple compositions. Available in leather or fabric, with chrome metal or lacquered structures and tops of glass, marble, gres, lacquered or various types of wood.

FEATURES

Domino, a system of tables and poufs, an original variant of the small tables fitting into one another, always provided with a bearing structure made up of two reversed, dissymmetric cross-shaped “C’s”, and tops of different shapes, sizes and finishes. They are combined with exactly matching soft cylinder-shaped poufs that can be manufactured in any kind of fabric/leather.

The mirror is in silverplated glass and rests on the floor with a surrounding steel frame finished in shiny chrome. Mirror for resting on floor, with pre-disposed system for fixing upper part to the wall. Fixing to the wall obligatory. The mirror comes with a protective safety film.

DATASHEET

REGISTERED
DESIGN

IX.2015

molteni.it

Dimensions in millimeters and inches. The right to discontinue and make changes is reserved. This information is based on the latest product information available at the time of printing.

FINISHES

WOODEN TOP FINISHES

eucalyptus - grey oak - black oak - light elm - dark elm -
matt lacquered in the Molteni range of colours - glossy lacquered in the Molteni range of colours

GRES TOP FINISHES

white - anthracite

MARBLE TOP FINISHES

emperador dark - white Carrara - black marquina

GLASS TOP FINISHES

glossy lacquered glass in the Molteni range of colours - etched lacquered glass in the Molteni range of colours

STRUCTURE FINISHES MATT LACQUER

matt lacquered in the Molteni range of colours (only for small tables DTR1-DTR2-DTR3)

POUFS COVERS

fabric - leather, completely removable.

Available in fire-resistant version (TB117 and BS5852).

TECHNICAL INFORMATION

SMALL TABLES STRUCTURE (CHROME AND/OR PAINTED IN THE COLOURS OF THE "MOLTENI RANGE" VERSIONS)

Steel with non-slip plastic feet.

WOODEN TOP

Wooden particleboard faced with Oak (Quercus), Elm (Ulmus rubra), Eucalyptus (Eucalyptus globulus) veneer or covered with melamine, painted in colours from the "Molteni Range".

CRYSTAL TOP

10 mm thick, polished-edge, toughened crystal painted in colours from the range.

MARBLE TOP

Marble in Range finishes with anti-stain, water-repellent treatments.

GRES TOP

Porcelained gres, th. 6mm, made with a sintering process, mass coloured.

MIRROR

Wooden particleboard panel support with melamine facing painted black. Light coloured mirror th. 6 mm. Chrome steel structure with non-slip plastic feet.

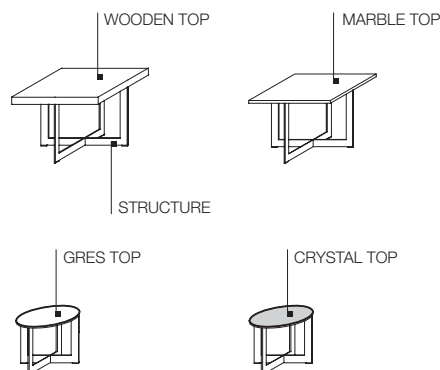
POUF

Solid firwood (Picea abies) and plywood frame, padded with foam polyurethane in various densities. Light velvet cover and adjustable plastic feet.

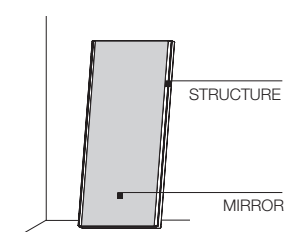
OUTER COVERING

See card attached, specific to each cover.

SMALL TABLES



MIRROR



POUF



DATASHEET

REGISTERED
DESIGN

IX.2015

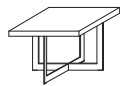
DIMENSIONS

Notes

Small wood tables are created with the grain in a single direction (straight)

side tables with wooden top

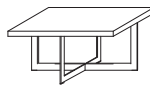
W 600 D 600 H 433
W 23 5/8" D 23 5/8" H 17"



wood matt glossy
lacquer lacquer lacquer
DTQ1 **DTQ1** **DTQ1**

shiny/black chrome/pewter colour structure

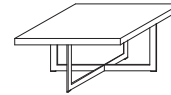
W 900 D 600 H 433
W 35 3/8" D 23 5/8" H 17"



wood matt glossy
lacquer lacquer lacquer
DTQ6 **DTQ6** **DTQ6**

shiny/black chrome/pewter colour structure

W 900 D 900 H 433
W 35 3/8" D 35 3/8" H 17"



wood matt glossy
lacquer lacquer lacquer
DTQ2 **DTQ2** **DTQ2**

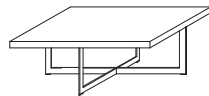
shiny/black chrome/pewter colour structure

Molteni & C

3—
4

side tables with wooden top

W 1200 D 900 H 433
W 47 1/4" D 35 3/8" H 17"

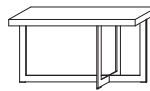


wood matt glossy
lacquer lacquer lacquer
DTQ3 **DTQ3** **DTQ3**

shiny/black chrome/pewter colour structure

console tables with wooden top

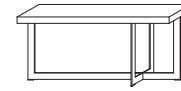
W 1000 D 300 H 573
W 39 3/8" D 11 7/8" H 22 1/2"



wood matt glossy
lacquer lacquer lacquer
DTQ4 **DTQ4** **DTQ4**

shiny/black chrome/pewter colour structure

W 1200 D 300 H 573
W 47 1/4" D 11 7/8" H 22 1/2"



wood matt glossy
lacquer lacquer lacquer
DTQ5 **DTQ5** **DTQ5**

shiny/black chrome/pewter colour structure

side tables with marble top

W 440 D 440 H 344
W 17 3/8" D 17 3/8" H 13 1/2"



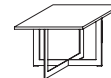
DTK1
shiny/black chrome/pewter colour structure

W 440 D 440 H 489
W 17 3/8" D 17 3/8" H 19 1/4"



DTK2
shiny/black chrome/pewter colour structure

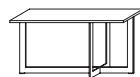
W 600 D 600 H 404
W 23 5/8" D 23 5/8" H 15 7/8"



DTK3
shiny/black chrome/pewter colour structure

console tables with marble top

W 1000 D 300 H 544
W 39 3/8" D 11 7/8" H 21 3/8"



DTK4
shiny/black chrome/pewter colour structure

W 1200 D 300 H 544
W 47 1/4" D 11 7/8" H 21 3/8"



DTK5
shiny/black chrome/pewter colour structure

DATASHEET

REGISTERED
DESIGN

IX.2015

molteni.it

Dimensions in millimeters and inches. The right to discontinue and make changes is reserved. This information is based on the latest product information available at the time of printing.

DIMENSIONS

side tables with gres top th 6

∅ 450 H 334
∅ 17 3/4" H 13 1/8"



DTR1

shiny/black chrome/pewter colour structure

∅ 450 H 479
∅ 17 3/4" H 18 7/8"



DTR2

shiny/black chrome/pewter colour structure

∅ 620 H 394
∅ 24 3/8" H 15 1/2"



DTR3

shiny/black chrome/pewter colour structure

side tables with glass top th 10

∅ 450 H 338
∅ 17 3/4" H 13 1/4"



DTR1

shiny/black chrome/pewter colour structure
structure matt lacquer colours

∅ 450 H 483
∅ 17 3/4" H 19"



DTR2

shiny/black chrome/pewter colour structure
structure matt lacquer colours

∅ 620 H 398
∅ 24 3/8" H 15 5/8"

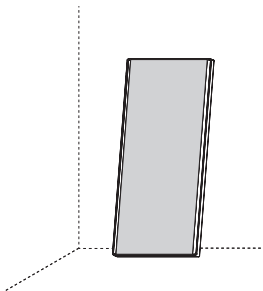


DTR3

shiny/black chrome/pewter colour structure
structure matt lacquer colours

mirror with shiny chrome frame

W 900 H 2100 th 50
∅ 35 3/8" H 82 3/4" th 2"



SP1

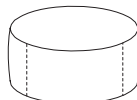
poufs

∅ 440 H 370
∅ 17 3/8" H 14 5/8"



DPF1

∅ 890 H 370
∅ 35" H 14 5/8"



DPF2

∅ 1200 H 370
∅ 47 1/4" H 14 5/8"



DPF3

DATASHEET

REGISTERED
DESIGN

IX.2015

FINISHES MOLTENI&C RANGE

IX.2015

	MATT LACQUER OPEN GRAIN LACQUER	GLOSSY LACQUER	COLOURED GLASS	ETCHED COLOURED GLASS	PLASTER LACQUERED CARTAPAGLIA LACQUERED <i>only Gliss Master</i>
CHALK WHITE	•	•	•	•	•
IVORY	•				•
PEARL	•	•	•	•	•
SILICA	•	•	•	•	•
SAND	•	•	•	•	•
PLATINUM	•	•	•	•	•
DUNE	•	•	•	•	•
CLAY	•	•	•	•	•
DOLOMITE GREY	•	•	•	•	•
BORDEAUX	•	•	•	•	•
RUBY	•	•	•	•	•
CARAMEL	•	•	•	•	•
MOKA	•	•	•	•	•
MUSTARD	•	•	•	•	•
CADMIUM	•	•	•	•	•
LIGHT BLUE GREY	•	•	•	•	•
LEAD	•	•	•	•	•
ANTHRACITE	•	•	•	•	•
BLACK	•	•	•	•	•
LESSLESS RED	•				
only matt lacquer					


Molteni & C

FINISHES MOLTENI&C RANGE

IX.2015

WOODS

EUCALYPTUS



AMERICAN WALNUT



GREY OAK



BLACK OAK



DARK ELM



LIGHT ELM




CEDAR



MARBLES


WHITE CARRARA




RED LAGUNA



EMPERADOR DARK




BLACK MARQUINA



GRES

WHITE




ANTHRACITE




METAL PARTS


BLACK CHROME



SHINY ALUMINIUM



PEWTER COLOUR




DWELL
DOOR FRAME, TRACK COVERING PROFILES

ANODISED ALUMINIUM



BROWN ALUMINIUM




The finishes shown are indicative and refer to the entire production range. We recommend that you consult the "Colour Range" samples which shown the complete range of finishes, including those not shown here. Molteni&C reserves the right to modify the range without warning.


FINISHES MOLTENI&C RANGE

IX.2015

MILLERIGHE
GLISS QUICK FRONT




CARTAPAGLIA
GLISS MASTER FRONT
GLISS QUICK, GLISS WALK-IN FRONT




only Gliss Master


MILLERIGHE
GLISS QUICK, GLISS-UP STRUCTURE





ECO SKIN only Gliss Master



PLASTER only Gliss Master



MELAMINE STRUCTURE only Gliss Master



Larix dark finish available also for Gliss Walk-In where specifically indicated in the pricelist