


FILIGREE— RODOLFO DORDONI 2013

1—
3



Filigree is a range of fixed size and extendable tables. Diecast aluminium frames underpin tops enhanced by a wide range of finishes. The technological devices adopted play a key role with telescopic extension systems, thin reinforced tops and dedicated surface treatments for each type of material used. Fixed size rectangular and square versions and one extendable rectangular version enhance the design with functional features.

FEATURES

Series of tables with a sinuous shape of the die-cast aluminium leg and thin tops. The extendable table provided with an invisible lateral telescopic system allows users to have: a complete table top without cross cuts, double length extensions, maximum usability of table top due to the corner legs, minimum thickness of tops, housing of the mechanism and extensions in only 38 mm (interior thickness). The tables are available in different materials and finishes to satisfy the greatest number of requirements.

DATASHEET

REGISTERED
DESIGN

VI.2015

FINISHES

TOP FINISHES

woods (eucalyptus, grey oak, black oak, light elm, dark elm) - matt lacquer colours in the Molteni colour range - coloured glass in the Molteni colour range (only for fixed tables) - etched coloured glass in the Molteni colour range (only for fixed tables) - white or anthracite gres (only for fixed tables) - Fenix white or anthracite (only for extendable table) - black marquina marble (only for fixed tables) - emperador dark marble (only for fixed tables) - white Carrara marble (only for fixed tables)

STRUCTURE FINISHES

shiny aluminium - black chrome - eucalyptus (only for fixed tables)

Molteni & C

TECHNICAL INFORMATION

FIXED TABLE STRUCTURE

Aluminium extrusion anodised or clad with sliced Eucalyptus wood, with internal metal frame and laminated struts.

EXTENDABLE TABLE STRUCTURE

Anodised extruded aluminium with internal metal frame and runners on extruded aluminium tracks. Telescopic cover profile of the extendable table in extruded plastic.

GLASS TOP

Transparent or etched extra light glass, tempered, th. 6 mm, painted in colours in the Molteni range.

WOOD TOP AND EXTENSIONS

Composite panel of medium density fibre and aluminium sheets, th. 1mm, covered in Oak (Quercus), Elm (Ulmus rubra) or Eucalyptus (Eucalyptus globulus) veneer, FENIX NTM® laminate or painted in colours in the Molteni range.

GRES TOP

Porcelained gres, th. 6mm, made with a sintering process, mass coloured.

MARBLE TOP

Marble in Range finishes with anti-stain, water-repellent treatments.

FIXED TABLE BASE

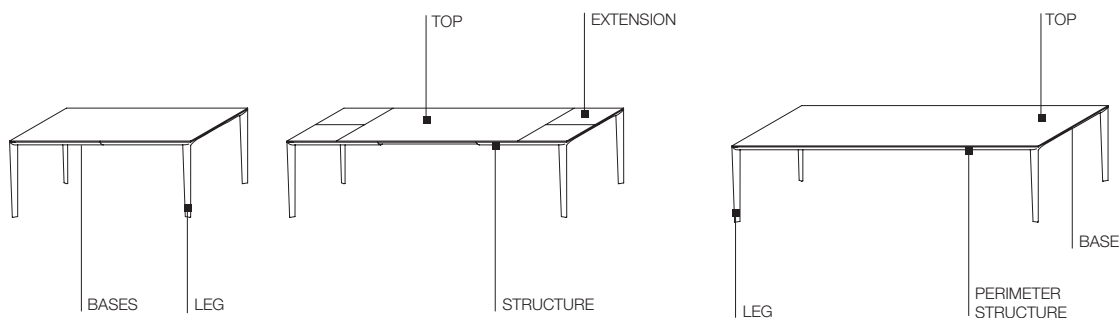
Wood particleboard panel with painted melamine facing.

EXTENDABLE TABLE BASE

Medium density fibre composite panel with external surface in anodised aluminium sheet, th. 1mm.

LEG

In die cast aluminium shiny brushed, chromed, or clad in sliced Eucalyptus wood. Internal metal brace and foot in non-slip plastic.



DATASHEET

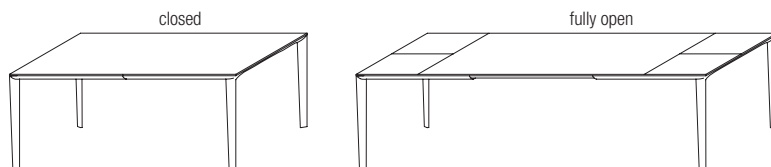
REGISTERED
DESIGN

VI.2015

DIMENSIONS

extendable rectangular table

W 1800 opened 2290/2780
W 70 7/8" opened 90 1/8" /109 1/2"
D 980 H 740
D 38 5/8" H 29 1/8"



shiny aluminium structure
black chrome structure

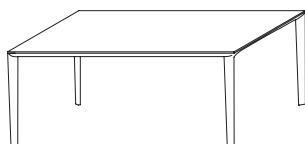
FTA18/10

top

matt lacquer colours/tenix
woods

fixed rectangular tables

W 1800 D 980 H 740
W 70 7/8" D 38 5/8" H 29 1/8"




shiny aluminium structure
black chrome structure
eucalyptus structure

FTF18/10

top

matt lacquer colours
woods
coloured/etched coloured glass
white or anthracite gres
marble

W 2100 D 980 H 740
W 82 3/4" D 38 5/8" H 29 1/8"




shiny aluminium structure
black chrome structure
eucalyptus structure

FTF21/10

top

matt lacquer colours
woods
coloured/etched coloured glass
white or anthracite gres
marble

W 2400 D 980 H 740
W 94 1/2" D 38 5/8" H 29 1/8"



shiny aluminium structure
black chrome structure
eucalyptus structure


FTF24/10

top

matt lacquer colours
woods
coloured/etched coloured glass
white or anthracite gres
marble

fixed rectangular table

W 2980 D 1200 H 740
W 117 3/8" D 47 1/4" H 29 1/8"



shiny aluminium structure
black chrome structure
eucalyptus structure

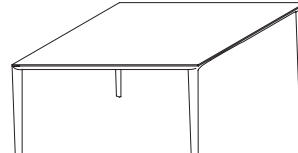
FTF28/12

top

matt lacquer colours
woods
coloured/etched coloured glass
white or anthracite gres
marble

fixed square table

W 1480 D 1480 H 740
W 58 1/4" D 58 1/4" H 29 1/8"



shiny aluminium structure
black chrome structure
eucalyptus structure

FTF15/15

top

matt lacquer colours
woods
coloured/etched coloured glass
white or anthracite gres
marble

DATASHEET

REGISTERED
DESIGN

VI.2015

molteni.it

Dimensions in millimeters and inches. The right to discontinue and make changes is reserved. This information is based on the latest product information available at the time of printing.